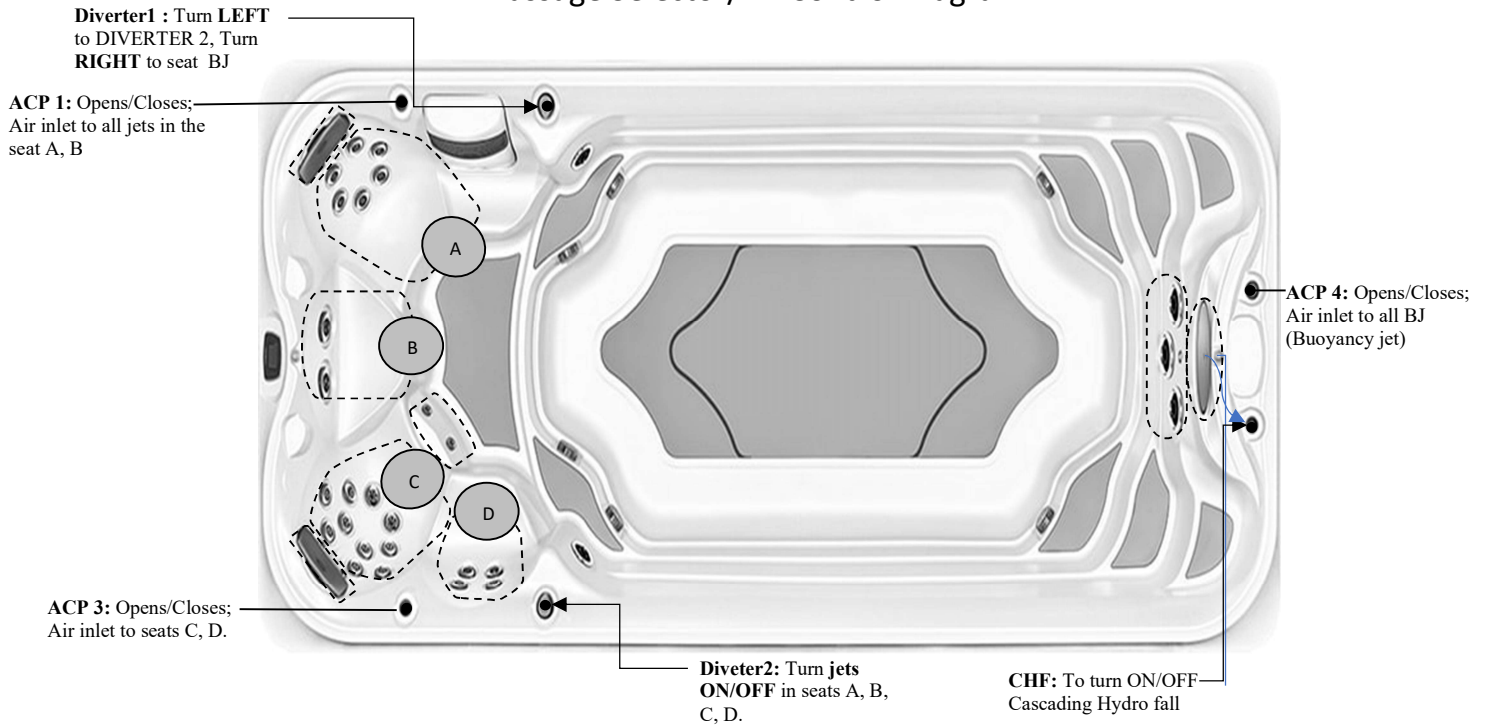


Specification

Seating Capacity	4 Person
Dimensions	220"X 93" X 53" / (569 cm X 236 cm X 134cm)
Useable Swim Area Dimensions	148"or 375 cm
Dry Weight	2,660 lbs / 1,207 kg
Filled Weight (Spa Volume)	22,948 lbs / 10,412 kg
Water Capacity (Spa Volume)	2,378 US gallons / 9,205 L
Electronic Controls	BP 2100 TRAPEZOID MAIN SWIM SPA Keypad
Pump 1	North America (60 Hz): 2- Speed, 4 HP, AMPs 12.0/1.0 Europe (50 Hz): 2- Speed, 3 HP, AMPs 10.0/3.0
Pump 2	North America (60 Hz): 1- Speed, 5 HP, AMPs 15.0 Europe (50 Hz): 1- Speed, 4 HP, AMPs 12.7
Total Seat Jets	28
Seat A Jets	(2)-6015065; (6)-6030076
Seat B Jets	(2)-6030078
Seat C Jets	(2)-6015065; (4)-6020079; (6)-6020081; (2)-6020079
Seat D Jets	(2)-6030076; (2)-6020081
Massage Selectors	YES
Air Controls	3
Water Management System	CLEARARRAY® Active Oxygen Technology
LED Lighting	(4)-20 LED Small Light
Synthetic Cabinet Colours	Smoked Ebony, Modern Hardwood, Brushed Gray
Acrylic Colours	Silver Pearl, Porcelain, Platinum
Headrests	N/A
Waterfalls	Cascading Laminar Waterfall
Electrical Requirements	North America (60 Hz): 240 V,60 AMPs GFCI RATED: 48 AMPs Europe (50 Hz):230V, 40A or suitably rated circuit breaker to comply with local electrical codes. GFCI RATED:40 AMPs. RCD breakers with MC.
Warranty	10/5/3 Year limited
Options/ Special Features	1) Fitness and Fun: <ul style="list-style-type: none"> • Aqua Rowing Kit • Jacuzzi Powertone Fitness Kit • 48" Stainless Steel Exercise Bar (Left Side Only) 2)Covers: <ul style="list-style-type: none"> • PROLAST™ Five Section Cover • Summer Cover with Tie Downs • Delete Entire Hardcover • Rollaway Cover (Need to Delete Hard Cover) • Bracket for Rollaway Cover 3)Steps: <ul style="list-style-type: none"> • 5 Tier Aqua Step 4)Cabinet: <ul style="list-style-type: none"> • Replace Cabinet add Solid State frame 5)Other Popular Upgrades & Options: <ul style="list-style-type: none"> • Auxiliary Heating System By-pass Loop • GFCI • Additional 3KW Heater • Smart Tub



Massage Selector/Air Control Diagram



ACP- Air controller Pump
BJ- Buoyancy Jet
CHF- Cascading Hydro Falls

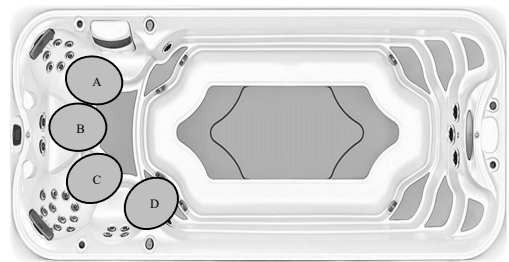
Seat Depth

A = 26.42" (67.10cm)

C = 28.44" (72.23cm)

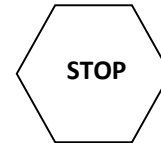
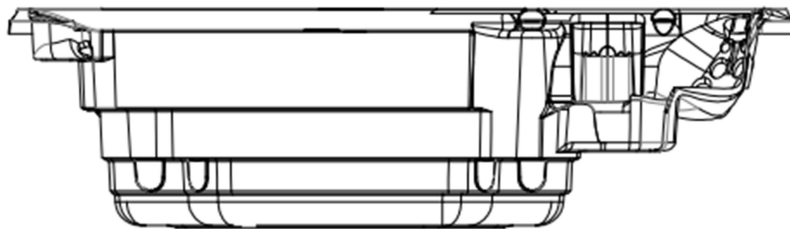
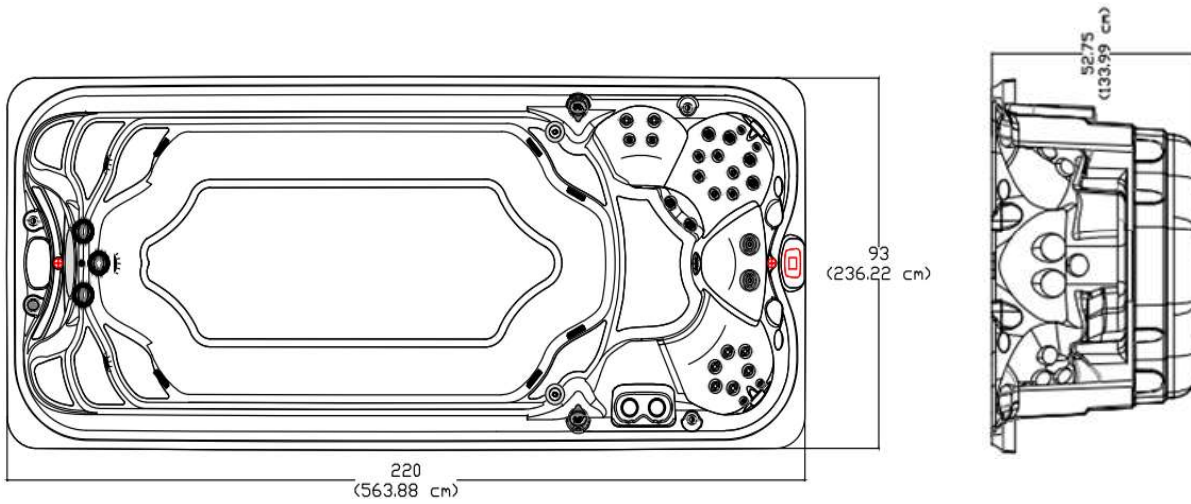
B = 20.76" (52.73cm)

D = 21.88" (55.57cm)

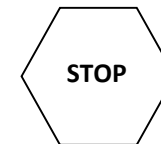


LISTED DIMENSIONS REPRESENT DISTANCE FROM THE TOP OF ACRYLIC TO LOWEST POINT IN THE SEAT. TOLERANCE ±1/16" (0.158CM)

Dimensions



IMPORTANT! Always measure each swim spa for exact dimensions BEFORE designing its foundational support and/or decking



NOTE:

Dimensional tolerances are as follows due to variations in manufacturing:

Length / Width / Height(s): +/- 3/8"

Height Variance (side to side): +/- 1/4"



JACUZZI – J19 POWER ACTIVE



Year:	2023
Model:	Jacuzzi – J19 Power Active
Size:	220"X 93" X 53" / (569cm X 236cm X 134cm)
Series:	Jacuzzi Power Active Series
Main Keypad:	BP 2100 TRAPEZOID MAIN SWIM SPA Keypad (7005085)
Spa Pack and Heater:	Heater: 5.5 & 3 KW 240 V (NA), 3 & 3 KW 230V (EU) Controller ST2/ST2- ST2C & BP501P3U NA (60Hz) Controller ST2/ST2- ST2C & BP613P3U EU (50Hz)
Pump #1:	North America (60 Hz): 2- SP, 4 HP, AMPs – 12.0/1.0 (6505155) Europe (50 Hz): 2- SP, 3 HP, AMPs – 10.0/3.0 (6510041)
Pump #2:	North America (60 Hz): 1- SP, 5 HP, AMPs – 15 (6505149) Europe (50 Hz): 1- SP, 4 HP, AMPs – 12.7 (6510044)
Circulation Pump:	N/A
Therapy Jets:	(4)- SMT MICRO JET ASSEMBLY (6015065) , (8)- POWER PRO FX JET ASSMEBLY (6020081) , (6)- FXS SPINNER JET ASSEMBLY (6020079) , (8)- POWER PRO RX3 JET ASSMEBLY (6030076) , (2)- FX2 VORTEX III JET ASSEMBLY (6030078) , (2)- MONSOON (WHIRLPOOL) JET (6035065) , (3)- POWERSTORM (OVAL) JET (6035073) .
Air Controls:	(3) - Jacuzzi Air Control (4525117)
Diverters:	(2) - Jacuzzi 2" Water Diverter (4525113)
Filters:	(2) - 50 SQ. FT Filter (4520033)

