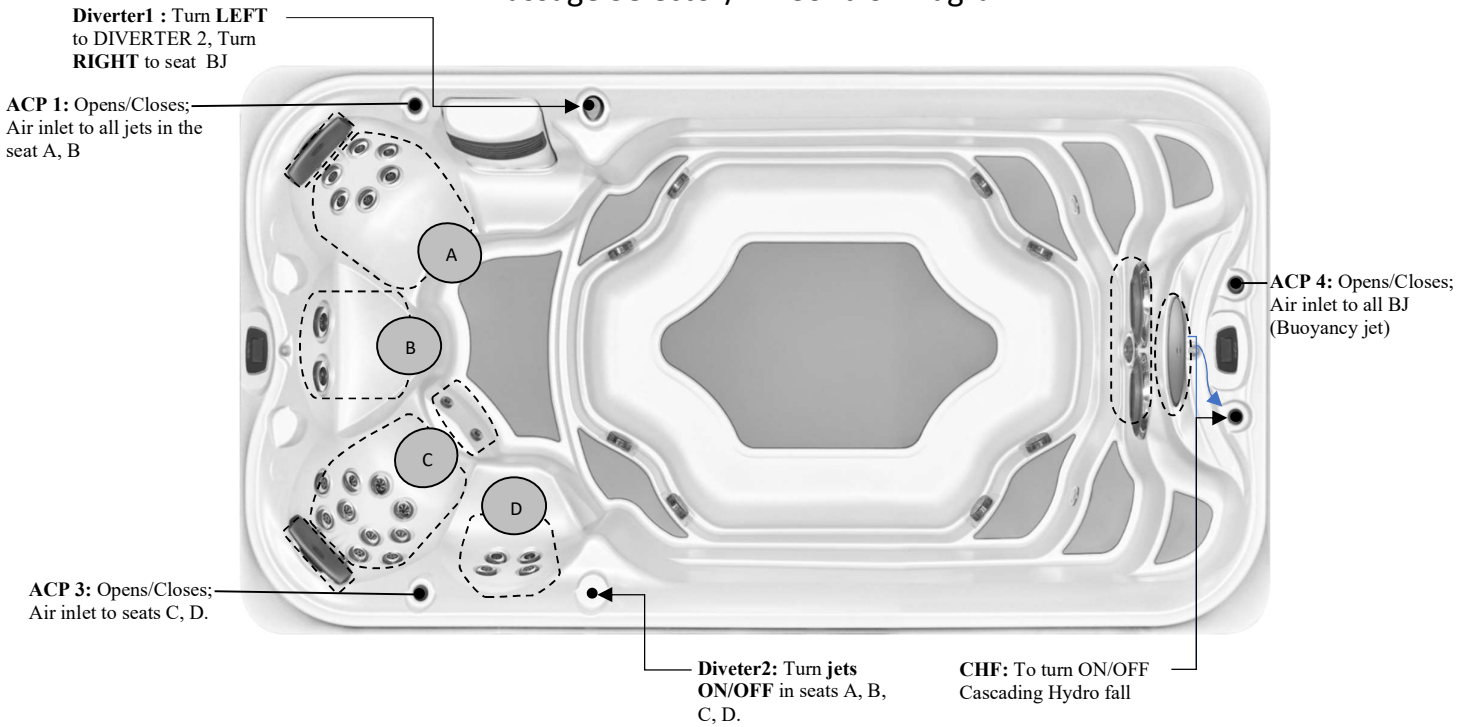


## Specification

<p><b>Seating Capacity</b>.....</p> <p><b>Dimensions</b>.....</p> <p><b>Useable Swim Area Dimensions</b>.....</p> <p><b>Dry Weight</b>.....</p> <p><b>Filled Weight (Spa Volume)</b> .....</p> <p><b>Water Capacity (Spa Volume)</b> .....</p> <p><b>Electronic Controls</b>.....</p> <p><b>Pump 1</b>.....</p> <p><b>Pump 2</b>.....</p> <p><b>Pump 3</b>.....</p> <p><b>Pump 4</b>.....</p> <p><b>Total Seat Jets</b>.....</p> <p>    <b>Seat A Jets</b>.....</p> <p>    <b>Seat B Jets</b>.....</p> <p>    <b>Seat C Jets</b>.....</p> <p>    <b>Seat D Jets</b>.....</p> <p><b>Massage Selectors</b>.....</p> <p><b>Air Controls</b>.....</p> <p><b>Water Management System</b>.....</p> <p><b>LED Lighting</b>.....</p> <p><b>Synthetic Cabinet Colours</b>.....</p> <p><b>Acrylic Colours</b>.....</p> <p><b>Headrests</b>.....</p> <p><b>Waterfalls</b>.....</p> <p><b>Electrical Requirements</b>.....</p> <p><b>Warranty</b>.....</p> <p><b>Options/ Special Features</b>.....</p>	<p>4 Person</p> <p>186"X 93" X 53" / (472 cm X 236 cm X 134 cm)</p> <p>112" or 284 cm</p> <p>2,600 lbs / 1,180 kg</p> <p>19,394 lbs / 8,799 kg</p> <p>2,010 US gallons / 7,620 L</p> <p>BP 2100 TRAPEZOID MAIN SWIM SPA Keypad</p> <p>North America (60 Hz): 2- Speed, 4 HP, AMPs 12.0/1.0</p> <p>Europe (50 Hz): 2- Speed, 3 HP, AMPs 10.0/3.0</p> <p>North America (60 Hz): 2- Speed, 3.5 HP, AMPs 11.4/3.3</p> <p>Europe (50 Hz): 2- Speed, 3 HP, AMPs 10.2/2.0</p> <p>North America (60 Hz): 2- Speed, 3.5 HP, AMPs 11.4/3.3</p> <p>Europe (50 Hz): 2- Speed, 3 HP, AMPs 10.2/2.0</p> <p>North America (60 Hz): 2- Speed, 3.5 HP, AMPs 11.4/3.3</p> <p>Europe (50 Hz): 2- Speed, 3 HP, AMPs 10.2/2.0</p> <p>28</p> <p>(2)-6015065; (6)-6030076</p> <p>(2)-6030078</p> <p>(2)-6015065; (4)-6020079; (6)-6030063; (2)-6020079</p> <p>(2)-6030076; (2)-6030063</p> <p>YES</p> <p>3</p> <p>CLEARARRAY® Active Oxygen Technology</p> <p>(4)-20 LED Small Light</p> <p>Smoked Ebony, Modern Hardwood, Brushed Gray</p> <p>Silver Pearl, Porcelain, Platinum</p> <p>N/A</p> <p>Cascading Laminar Waterfall</p> <p>North America (60 Hz): 240 V, 60 AMPs GFCI RATED: 48 AMPs</p> <p>Europe (50 Hz): 230V, 40A or suitably rated circuit breaker to comply with local electrical codes. GFCI RATED: 40 AMPs. RCD breakers with MC.</p> <p>10/5/3 Year limited</p> <p>1) Fitness and Fun:</p> <ul style="list-style-type: none"> <li>• Aqua Rowing Kit</li> <li>• Jacuzzi Powertone Fitness Kit</li> <li>• 48" Stainless Steel Exercise Bar (Left Side Only)</li> </ul> <p>2) Covers:</p> <ul style="list-style-type: none"> <li>• PROLAST™ Five Section Cover</li> <li>• Summer Cover with Tie Downs</li> <li>• Bi-fold Cover Option**</li> <li>• Delete Hardcover</li> <li>• Rollaway Cover (Need to Delete Hard Cover)</li> <li>• Bracket for Rollaway Cover</li> </ul> <p>3) Steps:</p> <ul style="list-style-type: none"> <li>• 5 Tier Aqua Step</li> </ul> <p>4) Cabinet:</p> <ul style="list-style-type: none"> <li>• Replace Cabinet add Solid State frame</li> </ul> <p>5) Other Popular Upgrades &amp; Options:</p> <ul style="list-style-type: none"> <li>• Auxiliary Heating System By-pass Loop</li> <li>• GFCI</li> <li>• Additional 3KW Heater</li> <li>• Smart Tub</li> </ul>
---	---



### Massage Selector/Air Control Diagram



ACP- Air controller Pump  
 BJ- Buoyancy Jet  
 CHF- Cascading Hydro Falls

### Seat Depth

A = 26.46" (67.20cm)

C = 28.36" (72.03cm)

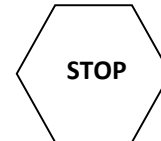
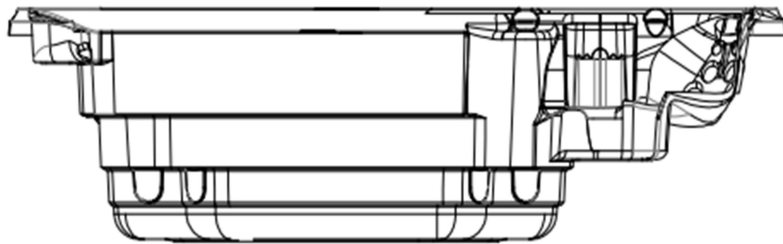
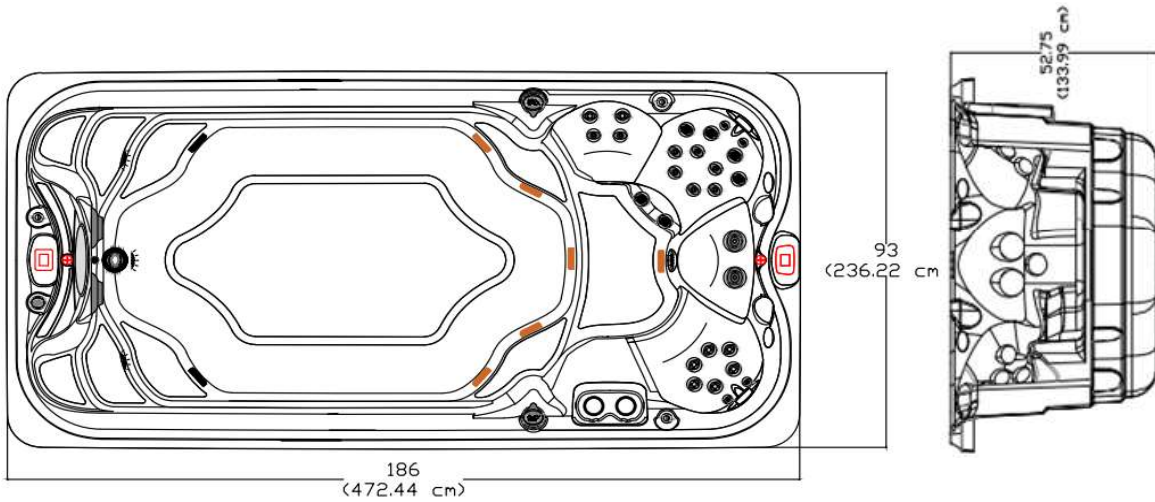
B = 20.49" (53.04cm)

D = 21.85" (55.49cm)

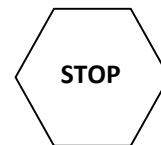


LISTED DIMENSIONS REPRESENT DISTANCE FROM THE TOP OF ACRYLIC TO LOWEST POINT IN THE SEAT. TOLERANCE ±1/16" (0.158CM)

### Dimensions



**IMPORTANT! Always measure each swim spa for exact dimensions BEFORE designing its foundational support and/or decking**



**NOTE:**

Dimensional tolerances are as follows due to variations in manufacturing:

Length / Width / Height(s): +/- 3/8"

Height Variance (side to side): +/- 1/4"



JACUZZI – J16 POWER PRO



<b>Year:</b>	2023
<b>Model:</b>	Jacuzzi – J16 Power Pro
<b>Size:</b>	186"X 93" X 53" / (472 cm X 236 cm X 134 cm)
<b>Series:</b>	Jacuzzi Power Pro Series
<b>Main Keypad:</b>	BP 2100 TRAPEZOID MAIN SWIM SPA Keypad <b>(7005085)</b>
<b>Spa Pack and Heater:</b>	Heater: 5.5 & 3 KW 240 V (NA), 3 & 3 KW 230V (EU) <b>Controller ST2/ST2- ST2C &amp; HPSSW20P NA (60 Hz)</b> <b>Controller ST2/ST2- ST2C &amp; HPSSW21P EU (50 Hz)</b>
<b>Pump #1:</b>	<b>North America (60 Hz):</b> 2- SP, 4 HP, AMPs – 12.0/1.0 <b>(6505155)</b> <b>Europe (50 Hz):</b> 2- SP, 3 HP, AMPs – 10.0/3.0 <b>(6510041)</b>
<b>Pump #2:</b>	<b>North America (60 Hz):</b> 2- SP, 3.5 HP, AMPs – 11.4/3.3 <b>(6505163)</b> <b>Europe (50 Hz):</b> 2- SP, 3 HP, AMPs – 10.2/2.0 <b>(6510047)</b>
<b>Pump #3:</b>	<b>North America (60 Hz):</b> 2- SP, 3.5 HP, AMPs – 11.4/3.3 <b>(6505163)</b> <b>Europe (50 Hz):</b> 2- SP, 3 HP, AMPs – 10.2/2.0 <b>(6510047)</b>
<b>Pump #4:</b>	<b>North America (60 Hz):</b> 2- SP, 3.5 HP, AMPs – 11.4/3.3 <b>(6505163)</b> <b>Europe (50 Hz):</b> 2- SP, 3 HP, AMPs – 10.2/2.0 <b>(6510047)</b>
<b>Circulation Pump:</b>	N/A
<b>Therapy Jets:</b>	(4)- SMT MICRO JET ASSEMBLY <b>(6015065)</b> , (8)- POWER PRO FX JET ASSMEBLY <b>(6030063)</b> , (6)- FXS SPINNER JET ASSEMBLY <b>(6020079)</b> , (8)- POWER PRO RX3 JET ASSMEBLY <b>(6030076)</b> , (2)- FX2 VORTEX III JET ASSEMBLY <b>(6030078)</b> , (2)- MONSOON (WHIRLPOOL) JET <b>(6035065)</b> , (3)- POWERSTORM (OVAL) JET <b>(6035073)</b>
<b>Air Controls:</b>	(3)- Jacuzzi Air Control <b>(4525117)</b>
<b>Diverter:</b>	(2)- Jacuzzi 2" Water Diverter <b>(4525113)</b>
<b>Filters:</b>	(2) - 50 SQ. FT Filter <b>(4520033)</b>

